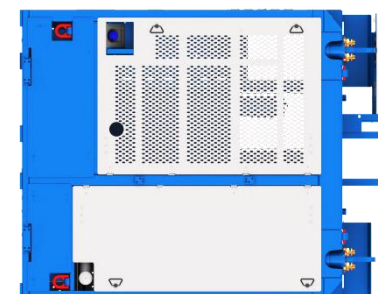




## POWERPACK

PFV 280/36-19 (2400)

### Technical data sheet:

<b>Diesel engine – manufacturer / type</b>	Cummins QSB 6,7										
<b>Emission standards</b>	Richtlinie 97/68/EG, EU-Stage 4/ EPA-Tier 4F										
<b>Number of cylinders</b>	6										
<b>Engine construction</b>	In-line engine										
<b>Displacement</b>	6.700 cm <sup>3</sup>										
<b>Engine output</b>	207 kW (280 PS)										
<b>Dimensions</b>	3.100 mm x 2.400 mm x 858 mm										
<b>Coupling length</b>	2.970 mm <sup>1)</sup>										
<b>Deadweight</b>	4.800 kg										
<b>Elevation angle</b>	12°										
<b>Fuel tank</b>	220 l										
<b>Hydraulic oil tank</b>	590 l										
<b>Battery / operating voltage</b>	2x 12 V, 2x 95 Ah / 24 V										
<b>Operating temperature</b>	From -25°C to +47°C										
<b>Engine cooling</b>	Water-/ charge-air cooler										
<b>Hydraulic oil cooling</b>	Air cooler										
<b>Max. number of axle lines</b>	<table border="0"> <tr> <td>PST/SL</td> <td>up to 44 axle lines</td> </tr> <tr> <td>PST/SL-E</td> <td>up to 44 axle lines</td> </tr> <tr> <td>PST/ES-E (385)</td> <td>up to 24 axle lines</td> </tr> <tr> <td>PST/ES-E (315)</td> <td>up to 44 axle lines</td> </tr> <tr> <td>PST/ES-E (285)</td> <td>up to 44 axle lines</td> </tr> </table>	PST/SL	up to 44 axle lines	PST/SL-E	up to 44 axle lines	PST/ES-E (385)	up to 24 axle lines	PST/ES-E (315)	up to 44 axle lines	PST/ES-E (285)	up to 44 axle lines
PST/SL	up to 44 axle lines										
PST/SL-E	up to 44 axle lines										
PST/ES-E (385)	up to 24 axle lines										
PST/ES-E (315)	up to 44 axle lines										
PST/ES-E (285)	up to 44 axle lines										
<b>Max. number of driven axle lines</b>	7 axle lines										



1) For usage with the trailer type PST/ES-E (285) and PST/ES-E (315) there is an additional adapter necessary, which increases the coupling length by 250 mm